

7 Continents  
100 Countries  
1500+ Destinations



EXPLORE ~ EXPERIENCE ~ EVOLVE

(A division of VRJ World Wide Holidays)

# Your **safety** is our **#1** priority.

We're excited to welcome you back !

Safety procedures as per guide lines have been  
implemented to **#StopTheSpread**. !

# Our Cleanliness Checklist

Customer Name: \_\_\_\_\_  
Country: \_\_\_\_\_  
Travel Period \_\_\_\_\_

## Our Commitment to You

### ☐ Sanitizer & Face Mask

Hand sanitizer (at least 60%-95% alcohol content), soap and water, or effective disinfectant & Face mask are available to the customers.

These can be found:

- Both rear & front of the vehicles and facility.
- throughout the inside of the facility
- immediately outside the facility, where people have direct interactions

### ☐ Frequent disinfection routine

All high-contact surfaces are frequently disinfected to ensure customer and staff safety.

This includes consistent disinfection of:

- countertops and tables
- carts and baskets
- all payment portals, including keyboards and other hardware
- pens and styluses
- door handles
- personal property, such as eyeglasses and mobile phones

### ☐ Staff in protective gear and practicing hand hygiene

All staff members are required to wear disposable gloves and gowns for all tasks in the cleaning process, including handling trash.

- The team is also following CDC-recommended hand washing protocol, and have been instructed on other ways to limit the spread of germs, such as not touching their face, sneezing into elbow, and staying home if feeling sick.

### ☐ Monitoring of symptoms

- All staff members are directed to declare their condition, especially if they are displaying symptoms of COVID-19, have been in close contact with a person who has COVID-19, or have been tested for COVID-19.

To ensure everyone's well-being, our team is committed to these

# Restaurant Safety Measures

## Social distancing measures

Chairs are 2 meters or 6 ft away from each other.



## Hourly disinfection of high-touch areas

High-touch surfaces, restrooms, and other areas are disinfected every hour.



## Healthy and trained team

Aside from daily temperature checks, all staff have been trained on personal, hand, and respiratory hygiene.



## Clean and sanitized kitchens

- Utensils disinfected before use
- Counters disinfected before use
- All kitchen access points have hand hygiene stations for those entering and exiting the area

## Protective equipment

All restaurant staff are equipped with PPE, including face shield, masks, and gloves.



Together, let's do our part to keep each other healthy.

# Prevent the spread of COVID-19 in **7 STEPS**


- 01** Wash your hands frequently
- 02** Avoid touching your eyes, nose and mouth
- 03** Cover your cough using the bend of your elbow or a tissue
- 04** Avoid crowded places and close contact with anyone that has fever or cough
- 05** Stay at home if you feel unwell
- 06** If you have a fever, cough and difficulty breathing, seek medical care early — but call first
- 07** Get information from trusted sources



SOURCE: WORLD HEALTH ORGANIZATION

# Your **safety matters** most.

To ensure that you and our staff are protected,  
our team has pledged to do the following:



Train employees on COVID-19 hygiene protocol, with proper processes in place to ensure compliance




Move furniture to accommodate 6 ft./2m social distancing recommendations



Clean communal spaces every hour



Install sanitizing stations in several key areas



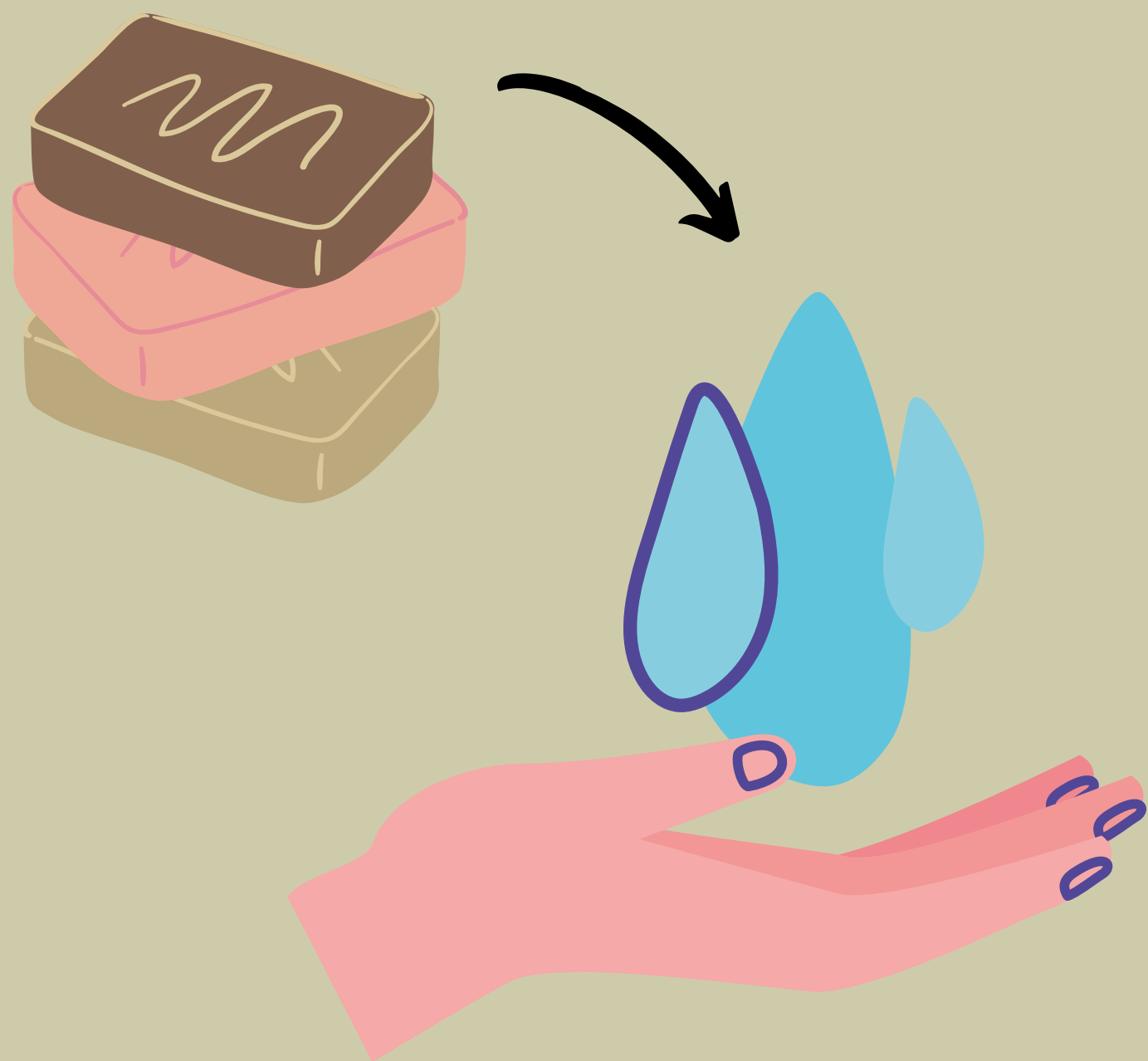
Clean high-touch items every hour, including:

- Tables
- Countertops
- Phone
- Doorknobs
- Handles
- Keyboard
- Light switches
- Desks
- Toilets
- Faucets
- Sinks

You can do your part by **wearing a mask**  
and practicing **social distancing**.




# A GUIDE TO MASK USE




Before putting on a mask, clean hands with alcohol-based hand rub or soap and water.



Cover mouth and nose with mask and make sure there are no gaps between your face and the mask.



Replace the mask with a new one as soon as it is damp and do not re-use single-use masks.



To remove the mask: remove it from behind (do not touch the front of mask); discard immediately in a closed bin; clean hands with alcohol-based hand rub or soap and water.

# We salute all frontliners!

Thank you for your service  
and sacrifice during this  
difficult time.

**You are our heroes.**

